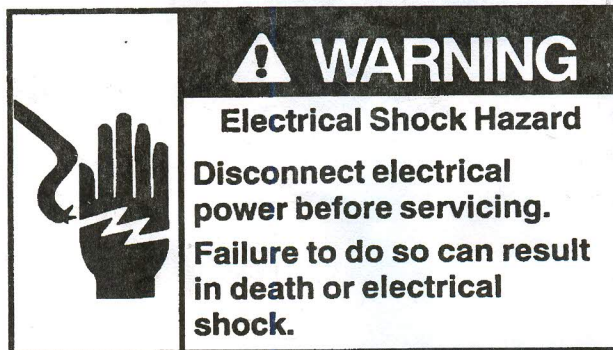


# INSTRUCTION SHEET

## for Replacing Electrical Filter on Stand Mixer



This filter kit will replace the 3181996 interference filter. This replacement is different than the original, please follow directions carefully for installing filter.

### FOR REPLACING 3181996:

1. Remove old filter.
2. Mount new filter in area where old filter was located.
3. Attach black jumper wire to filter. See Figure 1.

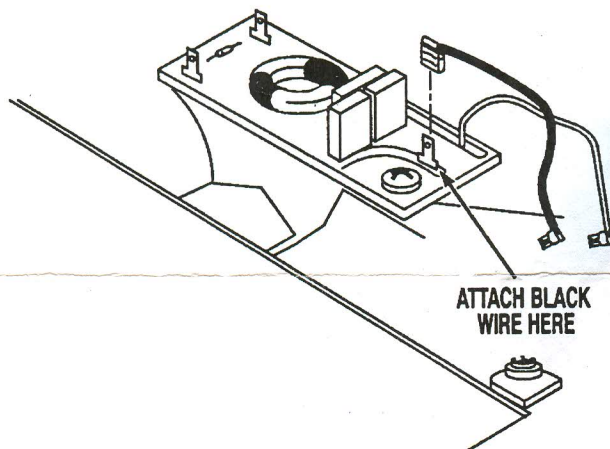


FIGURE 1

4. Attach brown wire from power cord, as shown. See Figure 2.

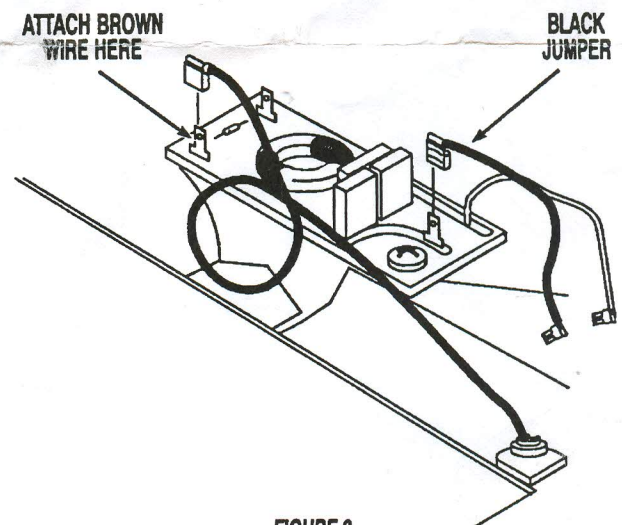


FIGURE 2

5. Attach blue wire from power cord as shown. (Make sure connection is made exactly as shown.) See Figure 3.

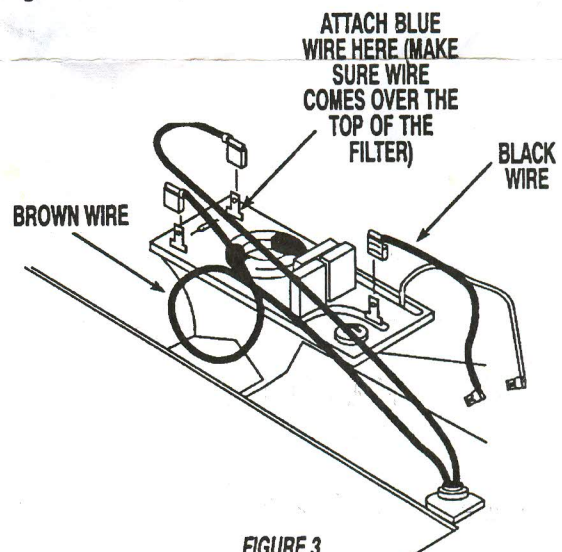


FIGURE 3